




















MANAGEMENT AND DISTRIBUTION OF TJSL FUNDS

Bank Mandiri consistently reports the allocation and realization of its TJSL budget each year. The following tables present the allocation and realization of Bank Mandiri's TJSL budget, including the distribution of funds across program categories during the reporting year:

Allocation and Realization of Bank Mandiri's TJSL Budget 2025

| TJSL Pillar | Support to SDGs | Achievement (Total Programs) | 2025 | |
|-----------------------------|--|------------------------------|-----------------------|-------------------------|
| | | | Allocation | Realization |
| Social Pillar |      | 553 | Rp 131.5 Billion | Rp 138.4 Billion |
| Economy Pillar |      | 258 | Rp 52.5 Billion | Rp 53.2 Billion |
| Environmental Pillar |       | 346 | Rp 62 Billion | Rp 58.2 Billion |
| Legal and Governance Pillar |  | 17 | Rp 4 Billion | Rp 1.3 Billion |
| Total | | 1,174 | Rp 250 Billion | Rp 251.1 Billion |



Distribution of TJSL Funds

| Program | Unit | 2024 | 2025 |
|------------------------|----------|------------|------------|
| Charitable Donations | % | 44.80 | 55.14 |
| Community Investments | % | 54.00 | 44.36 |
| Commercial Initiatives | % | 1.20 | 0.5 |
| Total | % | 100 | 100 |

| Contribution Types | Unit | 2024 | 2025 |
|---------------------|------------|--------|-------|
| Cash Contribution* | Rp million | 0 | 0 |
| In-Kind Giving** | Rp million | 250.03 | 251.1 |
| Management Overhead | Rp million | 6.56 | 1.8 |

*Bank Mandiri does not provide direct cash assistance to the public. All CSR contributions are carried out through community development programs and strategic infrastructure projects.

**Total funds realized from CSR programs