

Mandiri Investa Aktif



Balance Fund

NAV/unit IDR 4.215,83

Reporting Date

30-November-2023

Effective Statement

S-3011/PM/2004

Effective Date

24-September-2004

Custodian Bank

Deutsche Bank, Jakarta

Inception Date

24-Maret-2005

Asset Under Management

IDR 32,70 Billion

Currency

Indonesian rupiah (IDR)

Pricing Frequency

Daily

Minimum Initial Investment

IDR 50.000

Number of Offered Units

1.000.000.000 (One Billion)

Management Fee

Max. 2,50 % p.a

Custodian Fee

Max. 0,25% p.a

Subscription Fee

Max. 1,00%

Redemption Fee

Max. 1,00% (≤ 1 Year) 0% (> 1 Year)

Switching Fee

Max. 1,00%

ISIN Code

IDN000030707

Bloomberg Code

MANAKTI : J

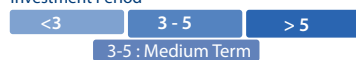
Mutual Fund Benefits

- Professional management
- Investment diversification
- Investment value growth potential
- Easy investment disbursement

Main Risk Factor

- Risk of Deteriorating Economic and Political Condition
- Risk of Default
- Risk of Liquidity
- Risk of Diminishing of NAV of each participation unit
- Risk of Electronic Media Transaction
- Risk of Dissolution and Liquidation Market Risk

Investment Period



Risk Period



Description

MIA Fund Investing in Equities, Bonds and Money Market with Medium Term and categorized Medium Risk. This Mutual fund's Portfolio carries various risks for investors.

Information on Mutual Fund Ownership

Confirmation letter for subscription, redemption and switching of mutual funds are valid legal proof of mutual fund ownership issued and delivered by the custodian bank. In case there is Securities Ownership (AKSES) facility, Participation Unit Holders could see Mutual Fund ownership through KSEI Akses web page, <https://akses.ksei.co.id>

About Mandiri Investasi

PT Mandiri Manajemen Investasi (Mandiri Investasi) is a separate subsidiary of PT Mandiri Sekuritas established in October 26, 2004. PT Mandiri Sekuritas is Indonesia's leading investment bank and a subsidiary of PT Bank Mandiri (Persero) Tbk., the country's largest state-owned Bank. Mandiri Investasi and/or its predecessors have been managing investment portfolios since 1993, with Business License Number : No. Kep-11/PM/MI/2004. Mandiri Investasi is one of the Indonesia's largest domestic mutual fund, with total assets under management totaling Rp 41,30 Trillion (as of 30 November 2023).

Custodian Bank

Deutsche Bank AG, Jakarta Branch ("DB") is a branch office of Deutsche Bank AG, a banking institution domiciled and having its headquarter in Germany. DB has a license from the OJK to operate as a custodian in the capital market based on Bapepam Chairman Decision No. Kep-07/PM/1994 dated 19 January 1994. DB is registered and supervised by the OJK.

Investment Objective

To provide long term capital appreciation through investment in equity and fixed income instrument

Investment Policy*

Money Market : 2% - 79%
Equity Securities : 1% - 79%
Debt Securities : 20% - 79%

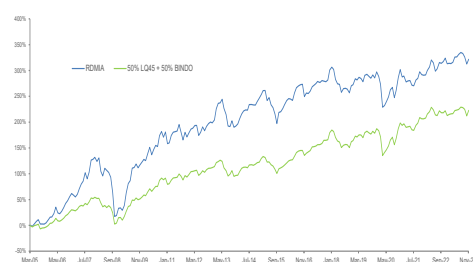
*) Exclude cash and equivalent

Portfolio Allocation*

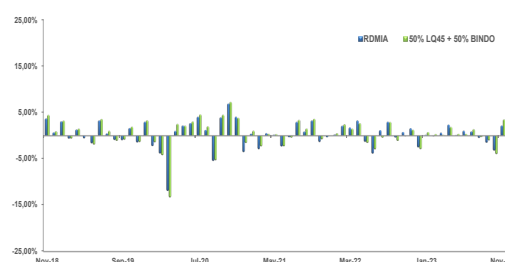
Deposit : 21,41%
Equity : 40,78%
Bonds : 36,02%

*) Exclude deposit, cash and equivalent

Fund Performance



Monthly Return



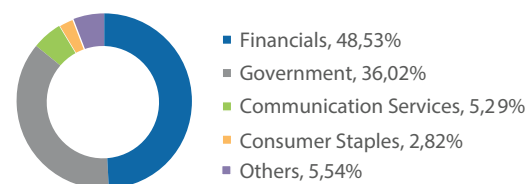
Top Holdings

(In Alphabetical Order)

Astra International Tbk.	Equity	1,44%
Bank Central Asia Tbk.	Equity	7,23%
Bank Mandiri (Persero) Tbk.	Equity	7,16%
Bank Negara Indonesia (Persero) Tbk.	Equity	5,29%
Bank Rakyat Indonesia (Persero) Tbk.	Equity	7,22%
Bank Tabungan Negara (Persero) Tbk.	Deposit	9,17%
BPD Jawa Barat dan Banten Tbk.	Deposit	9,17%
Deutsche Bank Indonesia	Deposit	3,06%
Government	Bonds	36,02%
Telkom Indonesia (Persero) Tbk.	Equity	4,99%

Sector Allocation

(5 Biggest Sector)



Performance - 30 November 2023

	1 Month	3 Months	6 Months	1 Year	3 Years	5 Years	YTD	Since Inception
RDMIA	: 2,20%	-2,61%	-1,15%	-0,54%	9,21%	13,90%	2,03%	321,58%
Benchmark*	: 3,50%	-1,64%	-0,20%	0,25%	12,36%	23,28%	3,25%	222,83%

*Benchmark Description:

Since September 2017 until now the benchmark is 50% LQ45 + 50% BINDO
Since January 2014 - August 2017 the benchmark was 40% MSGBI + 40% JCI + 20% SPN
Since March 2005 - December 2013 the benchmark was IDMA + JCI + SBI

Highest Month

(April 2009)

17,72%

(October 2008)

-28,46%

This Mutual fund had a highest performance of 17,72% April 2009 and reached a lowest performance of -28,46% in October 2008.

Market Outlook

After a deep correction in October 2023, global investors are cheering for better market conditions in November 2023. Major central banks halted the interest rate hike and, in general, the global economic condition is moving into the anticipated situation. Central bankers have repeatedly said the last mile, which involves taming growth in domestic goods and service prices, will be harder. However, core price inflation has recently turned a corner. Signs are increasing of dimming in economic activity in the US, Europe and the UK. That would build the case to begin cutting rates sooner than anticipated. However, it is too early to declare mission accomplished. Policymakers need to watch core inflation closely on how medium-term dynamics such as demographic change, the AI revolution and geopolitical shifts may also influence prices. The domestic economy is still trying to hold on despite the declining consumer confidence index. If we look at the income index, consumption allocation increased in September 2023 but normalized in October 2023. The mid-up consumers are pending consumption which may relate to increasing macro uncertainty. Hence, we think the increasing consumption is at the expense of declining saving composition. In that case, we hope the government will expedite social spending approaching the end of the year. Having said that we still believe global funds will flow in more to Indonesian equities due to improving fundamental reasons. As the global economies slow down, diversifying into broader markets like Indonesia will be one of the options.

Fund Bank Account

Deutsche Bank AG, Jakarta Branch
RD MANDIRI INVESTA AKTIF
0-098-301-009

Bank Mandiri Cabang Bursa Efek Indonesia, Jakarta
REKSA DANA MANDIRI INVESTA AKTIF
104-000-441-3428

DISCLAIMER

INVESTMENT IN MUTUAL FUND CONTAIN RISK. PRIOR TO INVESTING IN MUTUAL FUND, POTENTIAL INVESTOR MUST READ AND UNDERSTAND THE PROSPECTUS. PAST PERFORMANCE DOES NOT GUARANTEE / REFLECT THE FUTURE PERFORMANCE OF THE FUND. FINANCIAL SERVICE AUTHORITY (OJK) NEITHER GIVE ANY STATEMENT TO APPROVE OR REJECT THE SECURITIES NOR EXPRESS THE ACCURACY OR ADEQUACY OF THE CONTENTS OF MUTUAL FUND'S PROSPECTUS. ANY CONTRADICTION STATEMENT SHALL BE LEGAL BREACH. MUTUAL FUND IS A CAPITAL MARKET PRODUCT AND NOT A PRODUCT PUBLISHED BY SELLING AGENT/BANKS THE SELLING AGENT OF THE FUND SHALL NOT RESPONSIBLE FOR ANY CLAIM AND RISKS OF THE MANAGEMENT OF THE MUTUAL FUND'S PORTFOLIO BY INVESTMENT MANAGER.

This product information summary does not replace the Mutual Fund Prospectus and prepared by PT Mandiri Manajemen Investasi only for information needs and does not constitute an offer to buy or sell. All information contained in this document is presented correctly. If necessary, investors are advised to seek professional opinion before making an investment decision. Past performance is not necessarily a guide to future performance and is not also an estimate made to give an indication regarding future performance or trends.



OTORITAS
JASA
KEUANGAN

PT Mandiri Manajemen Investasi registered and supervised by the Financial Services Authority, and each product offering shall be made by workers who have been registered and supervised by the Financial Services Authority. PUJK (Pelaku Usaha Jasa Keuangan) and Individual registered and supervised by OJK.

PT Mandiri Manajemen Investasi

Menara Mandiri 2 Lantai 15, Jl. Jend. Sudirman Kav. 54-55
Jakarta 12190, Indonesia Call Center: (021) 526 3505



Mandiri investasi



Mandiri.investasi



Mandiri Investasi



moInves

Further information and Fund Prospectus can be accessed through our site www.mandiri-investasi.co.id

