

Schroder Global Sharia Equity Fund (USD)

All data expressed as of 31 October 2023, unless otherwise stated.

Fund Category: Equity

Effective Date

11 December 2015

Effective Statement

S-602/D.04/2015

Launch date

22 February 2016

Currency

USD

Unit Price (NAV per Unit)

USD 1.4258

Fund Size

USD 105,717,289

Minimum Initial Subscription

USD 10,000

(Not applicable if subscription is made via Mutual Fund Selling Agent).

Number of Offered Units

1,000,000,000

Valuation Period

Daily

Subscription Fee

Maximum 2.5%

Redemption Fee

Maximum 1%

Switching Fee

Maximum 1%

Management Fee

Maximum 2.5% p.a.

Custodian Bank

Citibank NA, Indonesia

Custodian Fee

Maximum 0.25% p.a.

ISIN Code

IDN000225000

Bloomberg Ticker

SCHGESF IJ

Benchmark

DJIM Index

Main Risk Factor

Market Risk and Risk of Decreasing Investment Value










Exchange Rate Risk

Risk of Liquidity

Risk of Dissolution and Liquidation

Risk of Foreign Securities

Risk Level

Low Risk Potentially Lower Return				High Risk Potentially Higher Return			
Risk Level							
Low		Medium			High		
1		2		3		4	
							
							
Money Market		Fixed Income		Mixed Asset		Equity	

About Schroders

PT. Schroder Investment Management Indonesia ("PTSIMI") is a 99% owned subsidiary of Schroders Plc. headquartered in the United Kingdom. Schroders started its investment management business in 1926 and managed funds approximately USD 923.1 billion (as of June 2023) for its clients worldwide. PT. SIMI manages funds aggregating IDR 67.4 trillion (as of October 2023) for its retail and institutional clients in Indonesia including pension funds, insurance companies and social foundations. PTSIMI is licensed and supervised by the Financial Services Authority (OJK) based on decree no. KEP-04/PM/MI/1997 dated 25 April 1997.

Investment Objective

The fund aims to provide capital growth primarily through investment in Shariah-compliant equity securities of companies worldwide.

Investment Policy

Sharia Equities 80 - 100%

Sukuk and/or Sharia 0 - 20%

Money Market

Asset Allocation as of Reporting Date

Sharia Equities 98.25%

Sukuk and/or Sharia 1.75%

Money Market

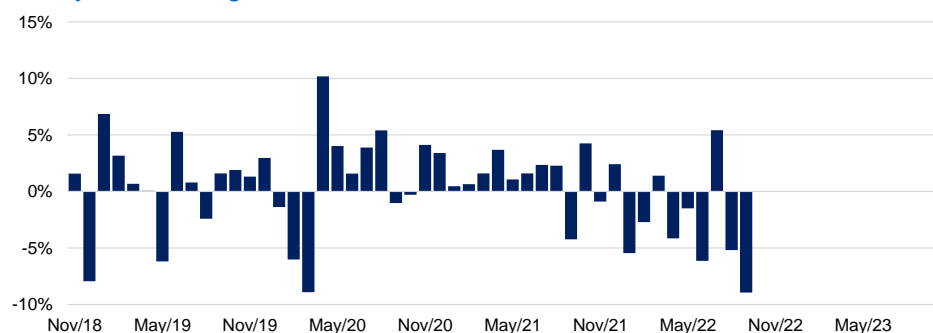
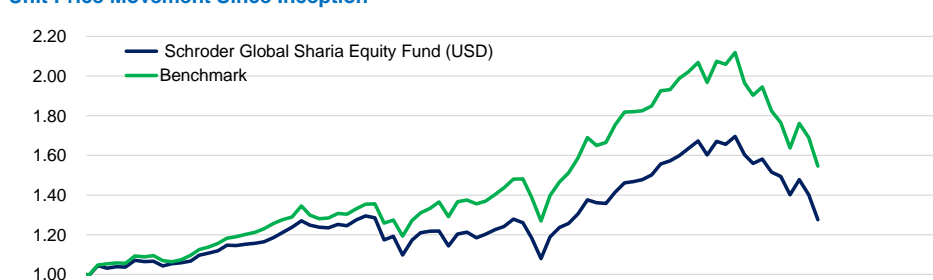
Top Holdings

ALPHABET INC (Sharia Equity)	3.92%
APPLE INC (Sharia Equity)	3.38%
ELI LILLY & CO COM STK NPV (Sharia Equity)	3.92%
INDUSTRIA DE DISENO TEXTIL ITX (Sharia Equity)	4.93%
MERCK & CO. INC (Sharia Equity)	3.74%
MICROSOFT CORP (Sharia Equity)	6.44%
NOVO NORDISK A/S-B (Sharia Equity)	3.71%
RELX PLC REL (Sharia Equity)	3.24%
UNILEVER PLC (Sharia Equity)	3.81%
VISA INC-CLASS A (Sharia Equity)	3.59%

Investment Performance

Period	1 Month	3 Month	6 Month	YTD	1 Year	3 Year	5 Year	SI ^
Fund	-1.34%	-6.02%	-3.66%	2.13%	5.37%	5.03%	21.48%	42.58%
Benchmark	-3.07%	-10.29%	-1.38%	7.29%	9.21%	5.77%	38.58%	77.21%
The Best Monthly Return	10.17% (Apr-20)							^ Since Inception
The Worst Monthly Return	-8.94% (Sep-22)							

Benchmark performance is calculated net of tax, where capital gain is adjusted with a tax factor equals to the Indonesian corporate income tax rate.

Monthly Returns During the Last 5 Years**Unit Price Movement Since Inception**

Award



About Custodian Bank

Citibank NA, Indonesia ("Citibank") is a branch office of Citibank NA, a banking institution domiciled and having its headquarter in USA. Citibank has a license from the OJK to operate as a custodian in the capital market based on Bapepam Chairman Decision No. Kep-91/PM/1991 dated 19 October 1991. Citibank is registered and supervised by the OJK.

MORE INFORMATION IS AVAILABLE IN THE FUND'S PROSPECTUS, WHICH IS AVAILABLE AT WWW.SCHRODERS.CO.ID

BASED ON THE PREVAILING OJK REGULATION, SUBSCRIPTION, SWITCHING AND REDEMPTION CONFIRMATION LETTERS ARE VALID PROOF OF MUTUAL FUND UNITS OWNERSHIP, WHICH ARE ISSUED AND DELIVERED BY THE CUSTODIAN BANK.

INVESTMENT THROUGH MUTUAL FUNDS CONTAINS RISK. PRIOR TO INVESTING IN MUTUAL FUND, PROSPECTIVE INVESTORS MUST READ AND UNDERSTAND THE PROSPECTUS. PAST PERFORMANCE DOES NOT GUARANTEE/REFLECT INDICATIONS OF FUTURE PERFORMANCE. THE INDONESIAN FINANCIAL SERVICES AUTHORITY (OJK) MAKES NO STATEMENT OF APPROVAL OR DISAPPROVAL OF THIS INSTRUMENT, NOR EXPRESSING THE ACCURACY OR ADEQUACY OF THE CONTENTS OF THIS MUTUAL FUND PROSPECTUS. ANY STATEMENT CONTRARY WITH THESE MATTER IS AN ILLEGAL ACT.

Mutual fund is a capital market product and is not issued by Mutual Fund Selling Agent/banks. Mutual Fund Selling Agent is not responsible for the demands and risks of managing the mutual fund portfolio carried out by PT Schroder Investment Management Indonesia ("PTSIMI"). This fund factsheet does not replace the Mutual Fund Prospectus and has been prepared by PTSIMI for information purposes only and is not an offer to buy or a request to sell. All information contained in this document is presented correctly. If necessary, investors are advised to seek professional opinion before making investment decisions. Past performance is not necessarily a guide to future performance, nor are estimates made to give an indication of future performance or trends. PTSIMI as the Investment Manager is registered and supervised by the OJK.